

Car Rental System



Overview:

The project involved developing a solution using PowerApps, Power Automate and SharePoint List for an ABC company specialized in manufacturing and trading Industrial Cutting Tools in India. The client uses the solution to automate their company for a hassle free automated Process of Car Rental system & replacing conventional manual process.

Client details:

Name: Confidential | **Location:** India

Technologies:

Office365, PowerApps (Canvas Apps), Power FX, Power Automate (For approvals, CRUD operations in O365), Custom Connectors, SharePoint List

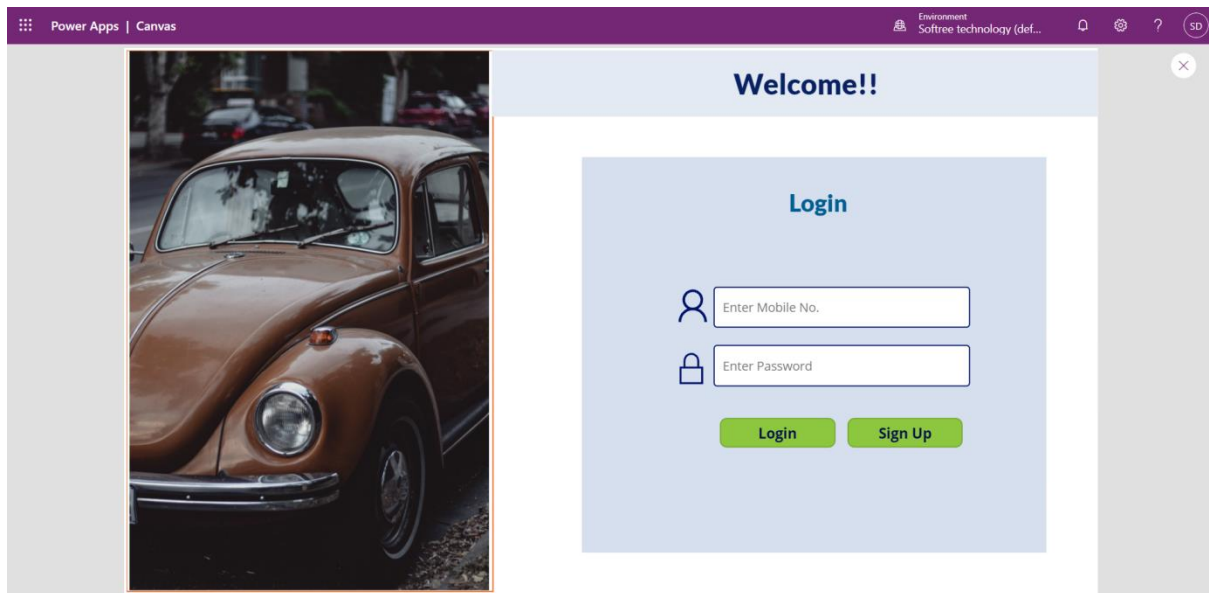
Project Description:

Generally, Client uses the solution to automate their complete Car Rental Management Process having lot of complex works and human resource involvement. This Smart project will help them to avoid work complications and less human resource assistance which will be beneficial for both client and user and it also making the organizations save valuable time, complex works, facilitate users as well as company employee to access the whole process and manage it smartly through the application.

The project was beneficial & successful; some of the major features are as follows:

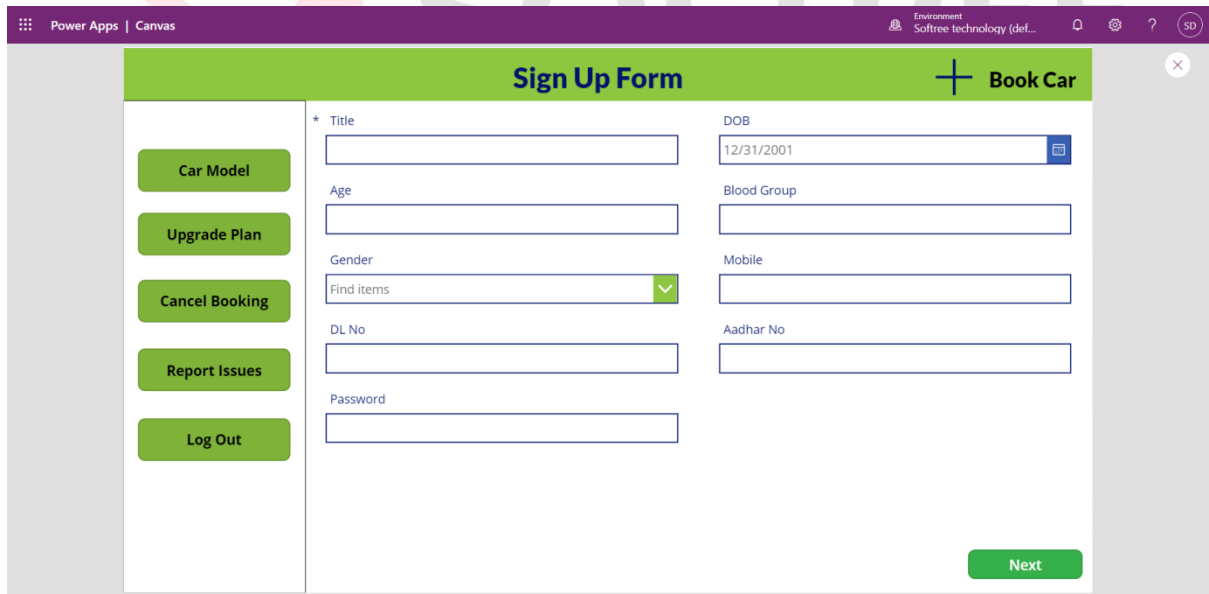
User login Dashboard:

This Home Page helps users to initiate their car rental process. Each screen contains respective modules where they interact with them easily to complete the process.



Sign-up Form/Screen :

Here the user who came for the first time to the application will register their details in-order to proceed for the further process and who are the old users can directly navigate to the other screen by login their user id and password.



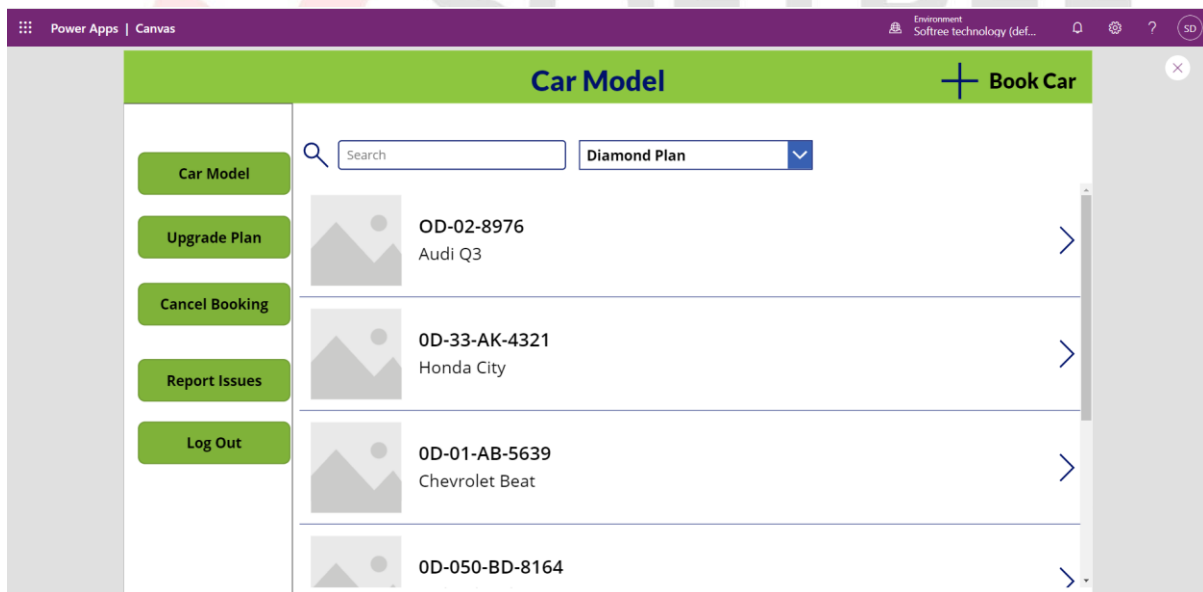
Upgrade Plan:

After completion of log-in process user will navigate to the upgrade plan screen where they can choose any one plan among 3 plans (Diamond plan, Gold plan, Silver Plan) as per their requirement. They also can view the benefits of the plans.



Car Model :

Here the user can see the stocks of car plan wise they can view the every cars with the car number and the car model details.



Book Car Form:

After viewing car models and details, if any customer decides to book the car then by clicking they will navigate to this form where they have to provide the details as per the form requirement concern.

Power Apps | Canvas Environment Softree technology (def...)

Book Car

Car Model

Upgrade Plan

Cancel Booking

Report Issues

Log Out

* Title

DOB

Date of journey

Plan

Car Model

Next

Payment Gateway:

This Screen is completely authenticate for the payment procedure after completing the form fill-up procedure customers will navigate to payment window where they can pay their respective amount via online.

Power Apps | Canvas Environment Softree technology (def...)

Payment Window

PayPal

MasterCard VISA Maestro AMERICAN EXPRESS

Card Number :

Choose Plan :

Name on Card :

Exp. Date :

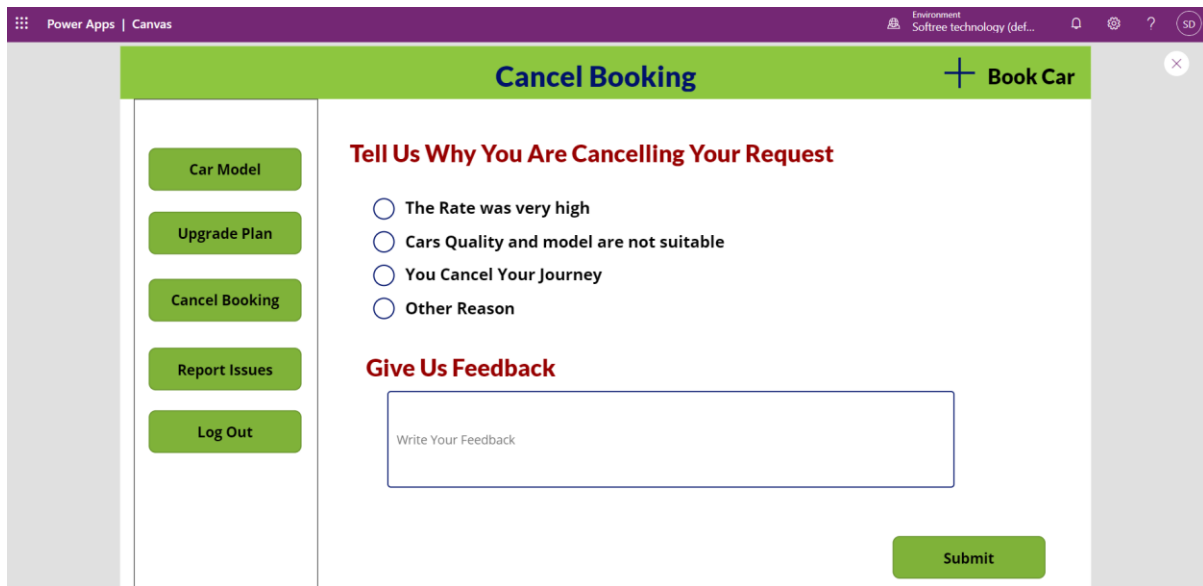
CVV :

Amount :

Submit

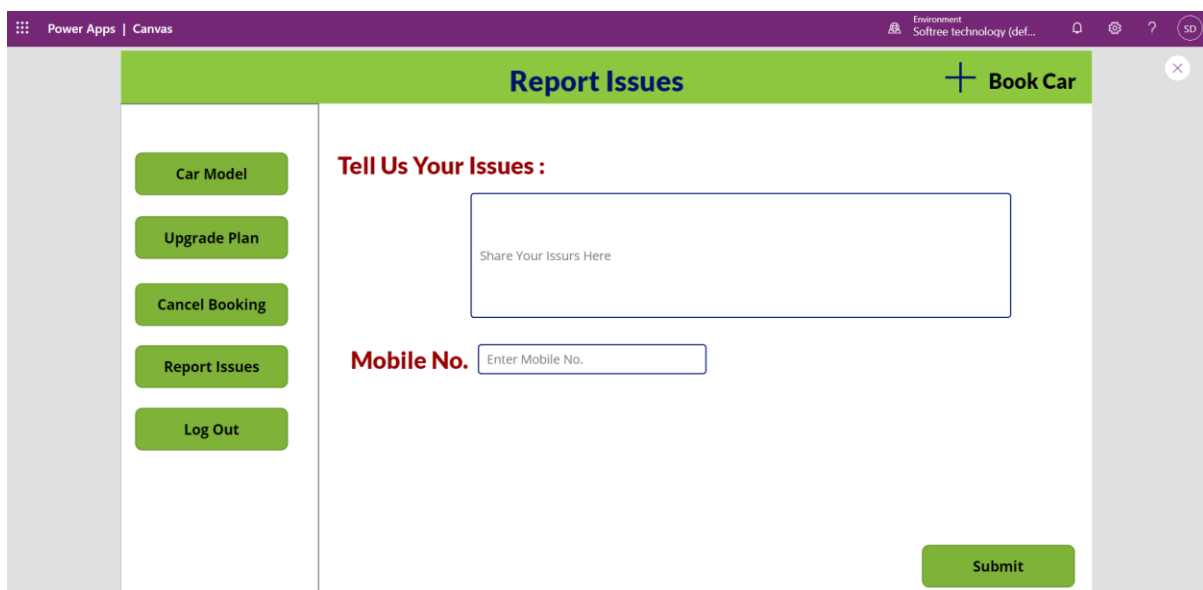
Cancel Booking :

In this screen if any customer find any reason to cancel his/her booking. They can request their issue here.



Report Issue:

Here in this screen if any customer faces any issue regarding the system, payment procedure or anything then they can raise their problems here. After submitting the issue company's support staff will get back to you within 15 minutes.



Conclusion:

The application is a complete package of solution for the company to run its car rental system Process as a part of smart and hassle-free environment.